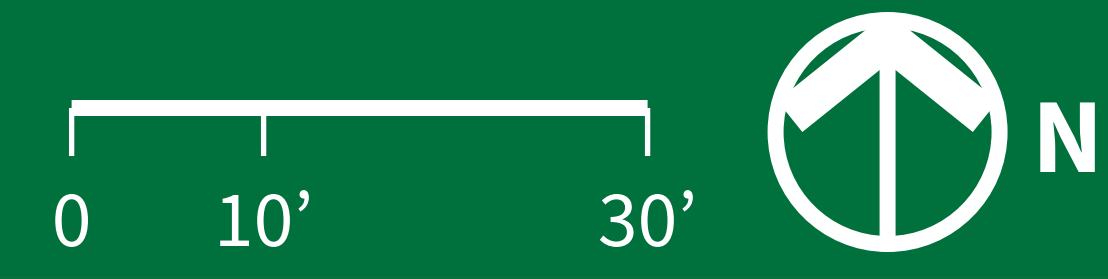


- Legend**
- (A)** Plaza with Site Furniture, Lighting, Drinking Fountain and Bench Swings, plus space for Food Trucks and Community Events
 - (B)** Retaining Wall with Fence
 - (C)** Fence
 - (D)** Relocated Bike Share Station
 - park walkway
 - Capital Crescent Trail

Note: Design may change based on project constraints.




PROGRAM DIAGRAM
ELM STREET URBAN PARK PROPOSED ZONES FOR PLAY, FITNESS, AND COMMUNITY





PLAY EQUIPMENT (AGES 2-12 & 5-12)
ELM STREET URBAN PARK DESIGN INTENT




2-12 Year Old Play Zone (entry from 5-12 Year Old Play Zone)



2-12 Year Old Play Zone (entry from Promenade)



2-12 Year Old Play Zone (2-5 Trii climber with access net, stairs, and slide)



5-12 Trii Climber with ground-level play elements



5-12 Trii Climber with two towers and access net

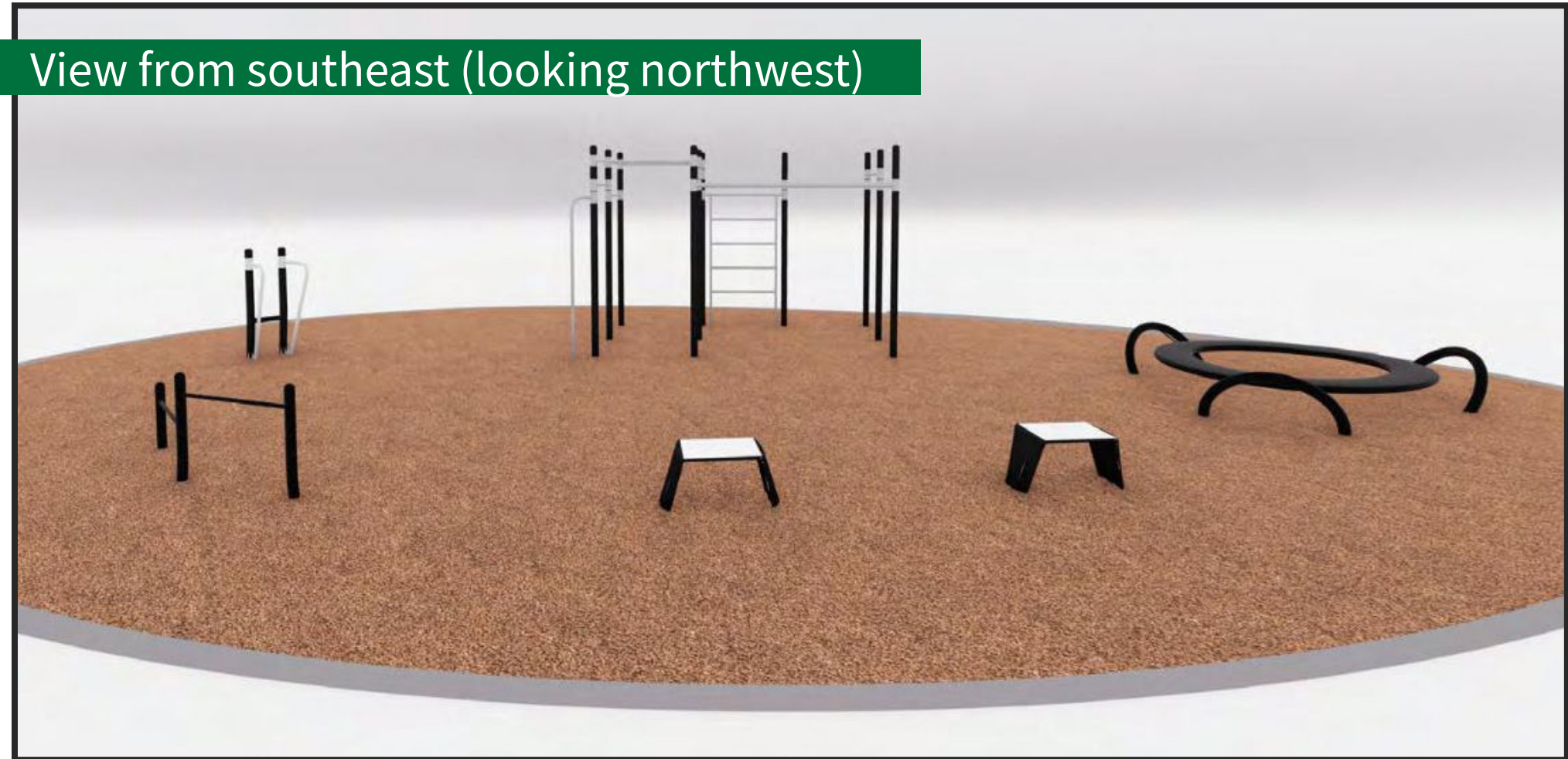



5-12 Trii Climber with two tube slides



Note: Design may change based on project constraints. Equipment colors are to be determined.






Dip Station



Large Calisthenics Rack



Ocean Ring Balance Board



Step Up (2)



Push-up Bars

Note: Design may change based on project constraints. Equipment colors are to be determined.



FITNESS EQUIPMENT (AGES 13+)

ELM STREET URBAN PARK DESIGN INTENT AND RENDERINGS

